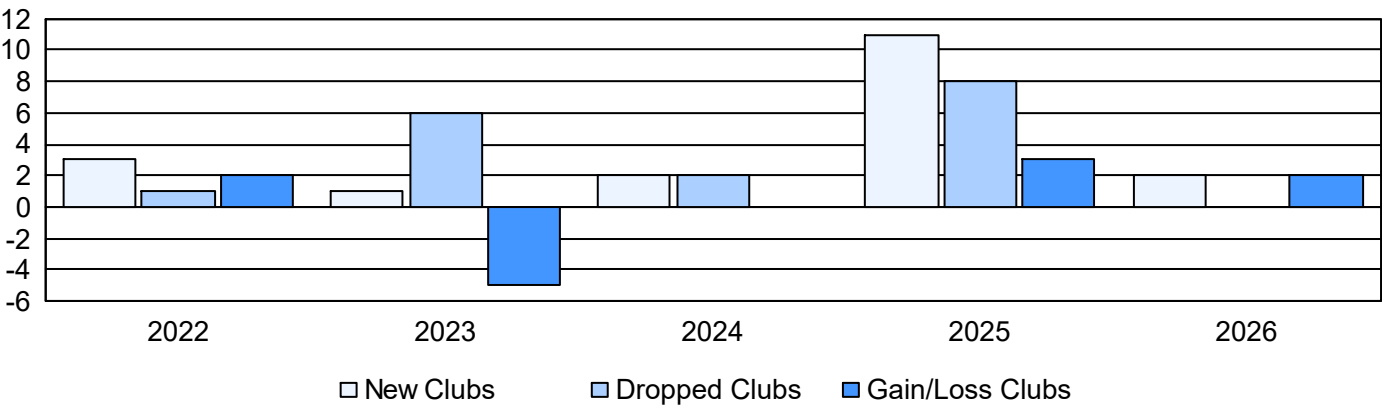
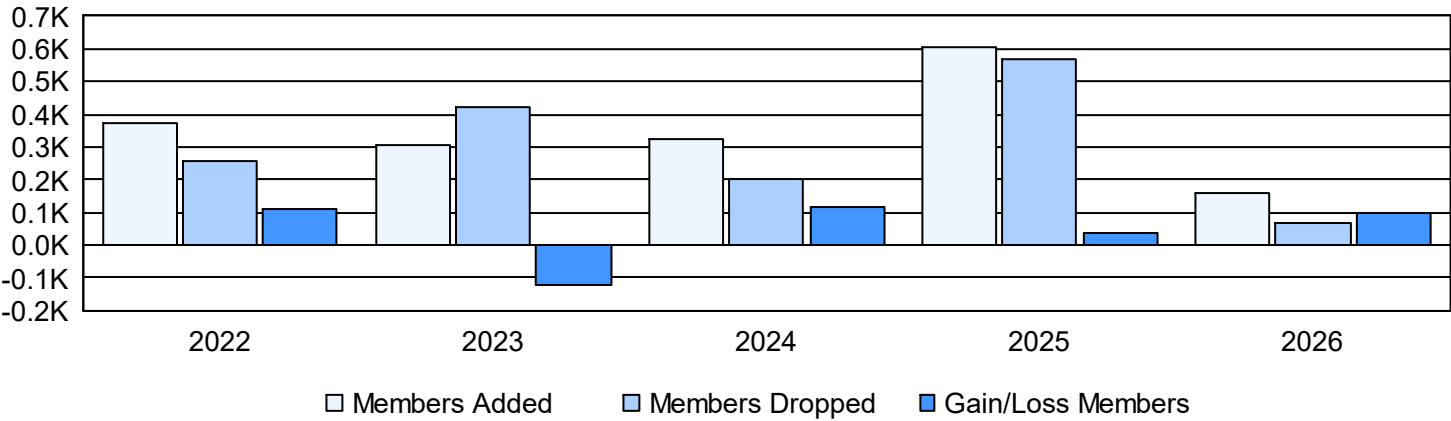


Year	New Clubs	Dropped Clubs	Gain/ Loss Clubs	New Members	Charter Members	Reinstate Members	Transfer Members	Total Member Added	Total Members Dropped	Gain/ Loss Members
2021-2022	3	1	2	263	102	6	0	371	260	111
2022-2023	1	6	-5	174	90	39	0	303	424	-121
2023-2024	2	2	0	253	53	12	4	322	203	119
2024-2025	11	8	3	258	272	75	3	608	568	40
2025-2026	2	0	2	105	42	14	0	161	65	96
Average	4	3	0	211	112	29	1	353	304	49

Clubs

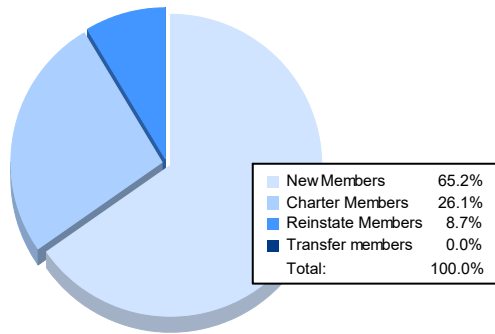


Members



Membership Composition

November 2025 Cumulative



Gender Composition

November 2025 Cumulative

